










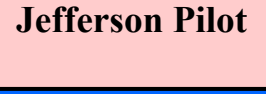





# GROUP LIFE LONG TERM DISABILITY

For groups with 2-9 lives NAS can provide quotes for:

|   |   |
|---|---|
|  |  |
|  |  |
|  |   |
|  |   |

For groups with 10-50 lives NAS can provide quotes for:

|   |   |  |
|---|---|--|
|   |   |  |
|  |  |  |
|  |  |  |
|  |  |  |
|  |  |  |
|  |  |  |
|  |  |  |

Please send your census information to Lorraine of NAS

[LorraineM@nas-info.com](mailto:LorraineM@nas-info.com)

973-538-8700 Ext 233

Fax: 973-538-3097

Note: Please include salary and job titles for LTD quotes